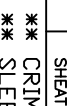
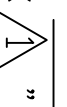


DUST CAP
MS3180-20C
(80.20163)

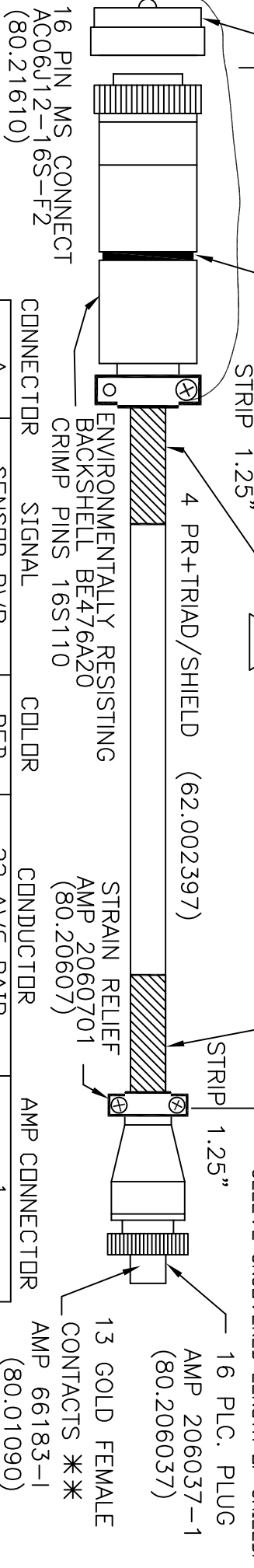
ADD RTV TO
BACKSHELL THREADS (BOTH
PARTS OF BACKSHELL)

LABEL AS
"GSC511/XX" "1"



REV	DESCRIPTION	DATE	BY
A	PROD. RELEASE	7/29/02	LND
B	ADD NOTES TO USE TEFLON SHEATHING ON 24AWG CONDUCTORS	01/21/08	LND

** CRIMP & SOLDER THEN DEFLUX PINS.
** SLEEVE UNCOVERED LENGTH OF SHIELD.



INSTALL 1/4" PIECE OF 18 AWG TEFLON SLEEVING ON 24 AWG WIRES ON BOTH ENDS OF CABLE. SLIDE THE SLEEVING TO THE END OF THE INSULATION. MAKE SURE THE SLEEVING IS CRIMPED TO THE CRIMP PIN. THIS PROTECTS THE WIRES FROM BREAKING.

CONNECTOR	SIGNAL	COLOR	CONDUCTOR
A	SENSOR PWR	RED	22 AWG PAIR
B	COMP RX +	BRN	24 AWG TW/SH/PR
M	COMP TX +	VID	24 AWG TW/SH/PR
C	COMP RX -	DRG	24 AWG TW/SH/PR
P	COMP TX -	WHT	24 AWG TW/SH/PR
L	SENSOR RTN	BLK	22 AWG PAIR
N	BOTH COM. SHIELDS	SHIELD	24 AWG PR SHIELDS
K	RTD-1	YEL	22 AWG TRIAD
J	RTD-2	GRN	22 AWG TRIAD
S	RTD-3	BLU	22 AWG TRIAD
G	-	-	-
H	-	-	-
R	-	-	-
D	SHIELD	SHIELD	18 AWG SHIELD
E	HEATER +	WHT	16 AWG PAIR
F	HEATER -	GRY	16 AWG PAIR

NOTES: UNLESS OTHERWISE SPECIFIED.

1 REPLACE XX WITH LENGTH IN METERS ON ORDER

MATERIAL: -	FINISH: -
DRAWN McGUIRE	DATE 7/31/92
CHECKED	
PRODUCTION LIND	7/29/02
DIMENSIONS ARE IN INCHES UNLESS OTHERWISE SPECIFIED TOLERANCES: .XX ±.050 MACHINED SURFACE .XX ±.010 FINISH .XXX ±.005 ANGLES ±.5°	
DO NOT SCALE DRAWING	

Biospherical Instruments Inc.
5340 RILEY STREET
SAN DIEGO, CA 92110, U.S.A. FAX: (619) 686-1887
TEL: (619) 686-1888 CABLE: "BIOSPHERE"

GSC511/GSC2511 PWR/DATA AND TEMP CONTROL CABLE

SIZE B DWG NO.: 005737AB PREVIOUS: 002211AC

SCALE NONE DATE 7/29/02 SHEET 1 OF 1